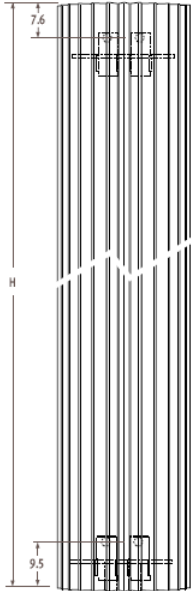
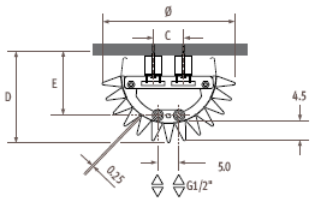




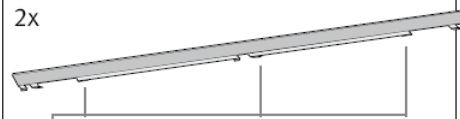
Iguana Circo Plus_Wall

Montagehandleiding - Instructions de montage
Montagehinweis - Mounting instructions

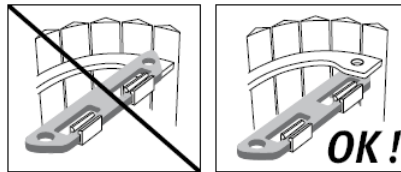
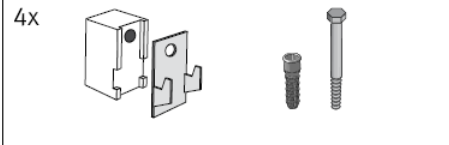


Ø	27.8	31.3	34.8
C	7.4	10.8	14.4
D	18.2	19.7	21.7
E	11.7	13.6	15.5

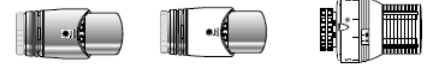
Onderdelen - Parts - Teile



Magneten voor bevestiging zijn voorgemonteerd
Aimant de montage sont pré-montés
Die Magneten zur Befestigung sind vormontiert
Magnets for assembly are pre-mounted



Optie - option



Code 5090.1111

Code 5090.1110

Code 5090.1119

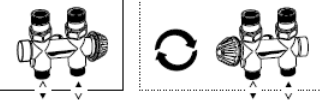


Code 5094.425

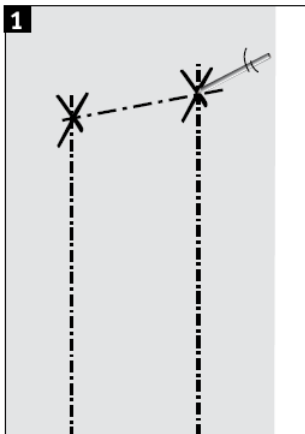
Code 5094.427

Code 5090.1111

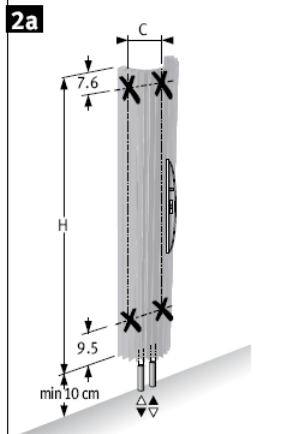
Standaard
Standard



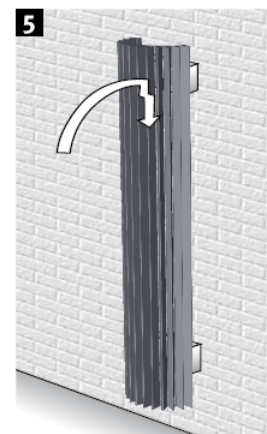
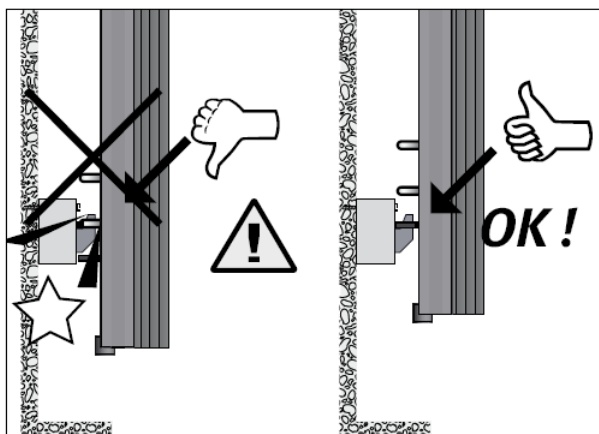
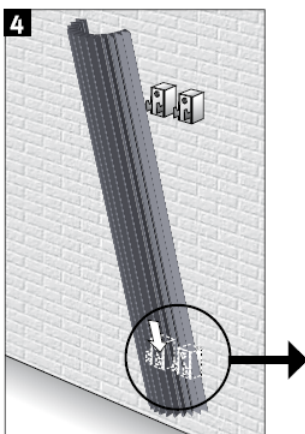
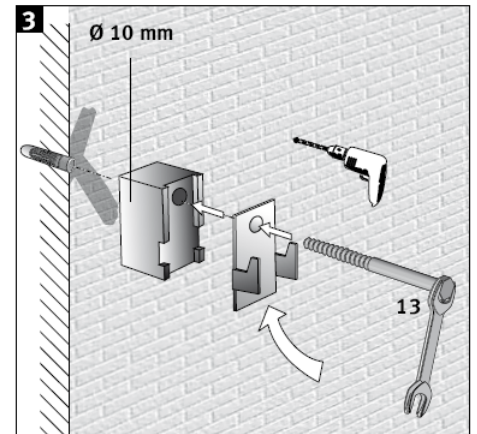
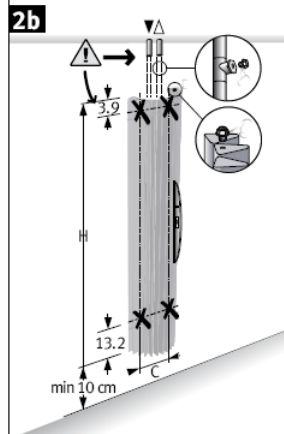
Klemkoppelingen voor ventielen: zie Jaga prijslijst.
Raccords bicônes pour vannes: voir liste des prix Jaga.
Klemmringverschraubungen für Ventile: siehe Jaga Preisliste.
Sleeve couplings for valves: see Jaga price list.

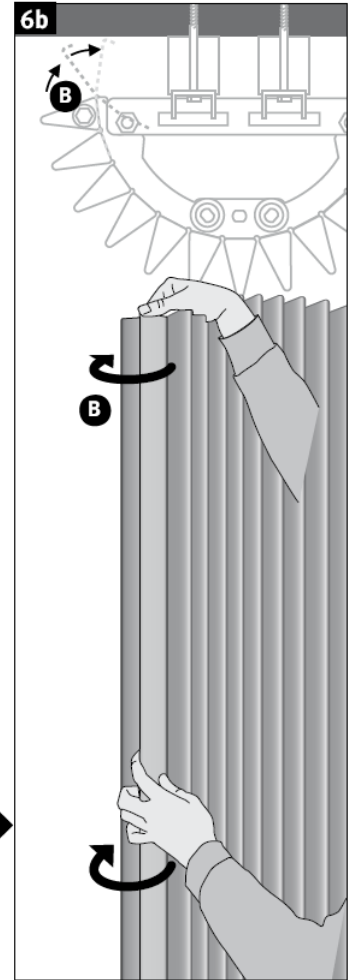



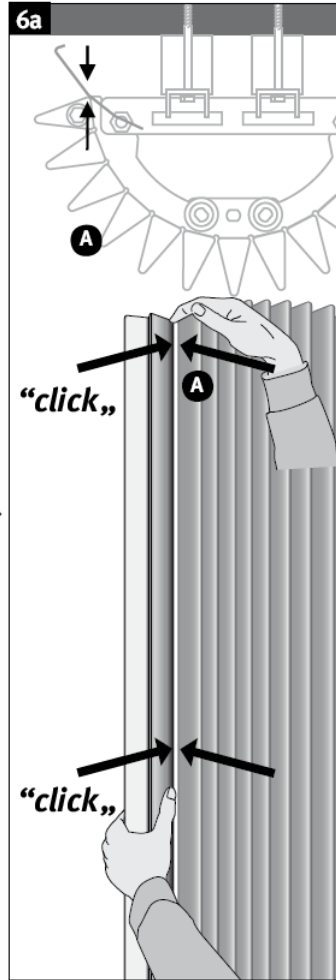
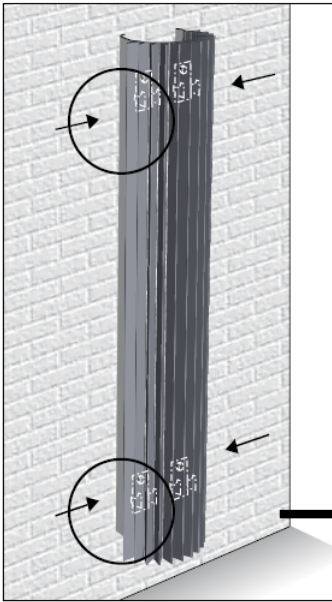


Plaatsing CV-leidingen aansluiting 1-8
Positionnement des tuyaux de CC raccordement 1-8
Positionierung ZH-Leitungen Anschluß 1-8
Placement of CH tubes connection 1-8

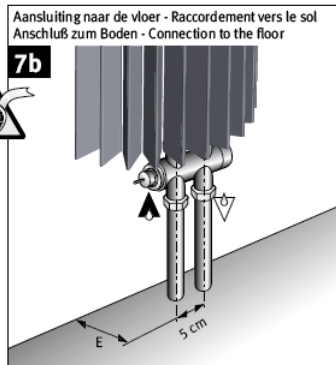
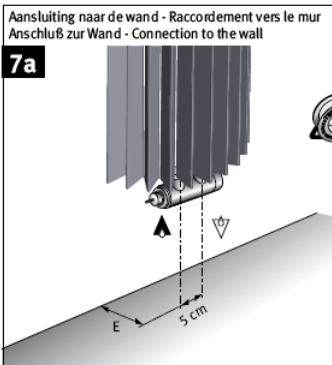


Plaatsing CV-leidingen aansluiting 4-5
Positionnement des tuyaux de CC raccordement 4-5
Positionierung ZH-Leitungen Anschluß 4-5
placement of CH-tubes connection 4-5





Aansluiting / Connection / Anschluß



∅	27.8	31.3	34.8
E	11.7	13.6	15.5

Eenpijp-tweepijpaansluiting / Raccordement monotube-bitube Einrohr-Zweirohranschluß / One pipe-two pipe connection

